

# CURINGPEN-E

[www.eighteeth.com](http://www.eighteeth.com)



This Light  
So Bright!



### Working Modes

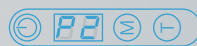
• P1



Normal Mode

Light Intensity : 1200mw/cm<sup>2</sup>  
Time Setting : 5s, 10s, 15s, 20s, 25s, 30s, 35s, 40s


• P2



High Mode

Light Intensity : 2000mw/cm<sup>2</sup>  
Time Setting : 1s, 3s, 5s, 10s

• P3



Ultra Mode

Light Intensity : 3000mw/cm<sup>2</sup>  
Time Setting : 1s, 3s, 5s

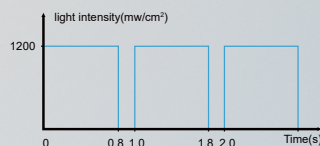
• P4




Pulse Mode

Light Intensity : 1200mw/cm<sup>2</sup>  
Time Setting : 5s, 10s, 15s, 20s

Pulse mode



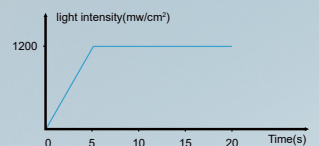
• P5

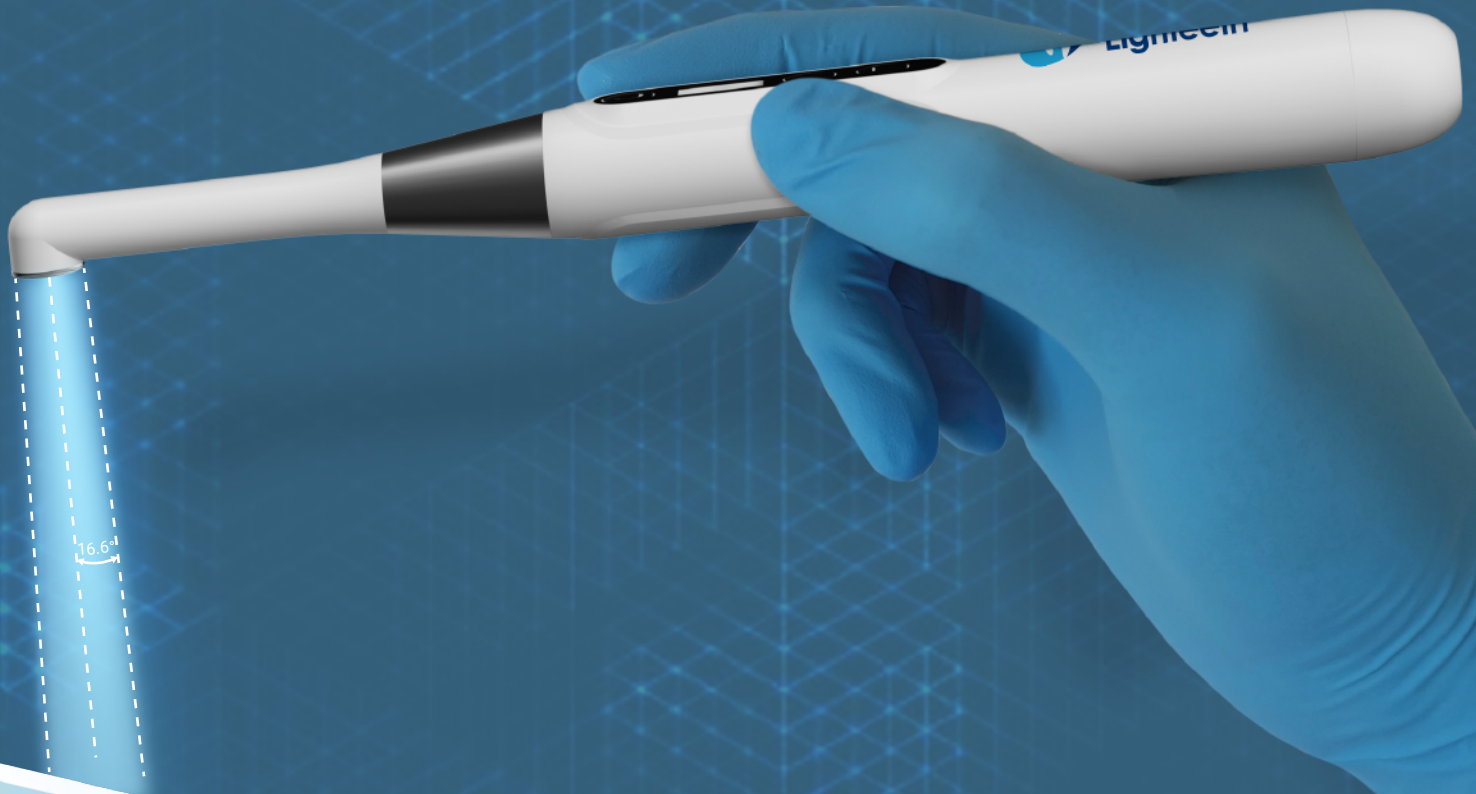


Ramp Mode

Light Intensity : 1200mw/cm<sup>2</sup>  
Time Setting : 5s, 10s, 15s, 20s

Ramp mode





### 360° Rotatable Head

- Easy to illuminate various treatment areas



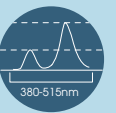
### Small Light Head

- Easy to access to posterior molars which offers better patient experience



### Special Lens Design

- Unique lens design forms a concentrated beam for uniform curing



### Broad Spectral Range 380 nm-515 nm

- Why broad spectral range?
- Most of resins use camphorquinone (CQ) materials, but some manufacturers choose alternative initiators such as TPO to reduce the yellow impact caused by CQ. TPO can only be activated by the light wave below 410nm. CuringPen-E has a broad spectrum which could effectively cure different resins.



### Ultra Power

- Light intensity now up to 3000mw/cm<sup>2</sup>
- High light intensity results in deeper cure depths which could curing resins more efficiently and with short time

### Technical Specifications

Dimension	19 x 16.5 x 7.5 cm
Weight	120 g
Lens Size	8 mm
Power Supply	> 1200 times, 3000 mw/cm <sup>2</sup> , 3 Sec
Maximum Light Intensity	3000 mw/cm <sup>2</sup>
Spectral Range	380-515 nm

# CURINGPEN-E

[www.eighteeth.com](http://www.eighteeth.com)

